

K I N G



DT2026019-V1

kingliving.com

Reo | Reo Classic Recliner

Reo | Reo Classic Recliner

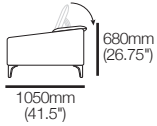
Reo

Headrest : Gas Strut Operation

Arm Options : Standard or SMART Pocket : SMART Pocket compatible with SMART Accessories : Brackets | Lights | Tables | Charge Tables (wireless device charging)

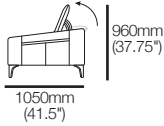
Arm Standard

with Headrest Down
Side View

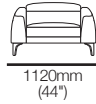


Arm SMART Pocket

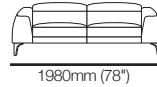
with Headrest Up
Side View



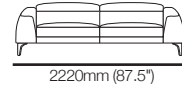
Reo Armchair



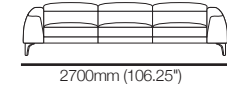
Reo 2-Seater



Reo 2.5-Seater



Reo 3-Seater



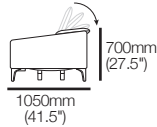
Reo Classic Recliner

Headrest & Footrest : TouchGlide Technology

Arm Options : Standard or SMART Pocket : SMART Pocket compatible with SMART Accessories : Brackets | Lights | Tables | Charge Tables (wireless device charging)

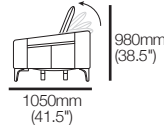
Reo Arm Standard

with Headrest Down
Side View

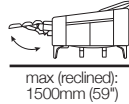


Reo Arm SMART Pocket

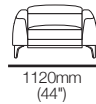
with Headrest Up
Side View



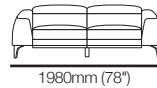
Reclined
Side View



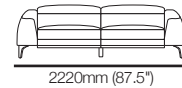
Reo Classic Armchair Recliner



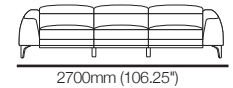
Reo Classic 2-Seater Recliner



Reo Classic 2.5-Seater Recliner

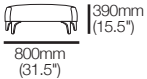


Reo Classic 3-Seater Recliner

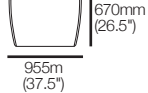


Reo Ottoman

Front

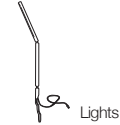


Top



Optional SMART Accessories

Compatible with SMART Pockets



Effective June 2026. Reo Classic Recliners use TouchGlide® Technology. The weight limit for the recliner mechanism is 120kg (264.5lb). The weight limit for the footrest is 15kg (33lb). Reo Classic Recliners include support legs (excluding Reo Classic Armchair Recliners). Leather detail indicative. **IMPORTANT: SAFE USE INSTRUCTIONS:** Always fully retract the footrest before sitting down or getting up. Do not enter or exit the seat while reclined or by sliding over an open footrest. Only operate the reclining function while seated. Do not sit, stand or apply excessive pressure to an open footrest. Failure to follow these instructions may result in damage to the mechanism or cause the sofa to tip forward. The recliner includes a built-in safety tipping point designed to protect the mechanism under excessive load. Damage caused by improper use is not covered under warranty. King Living has a policy of continuous improvement; product specifications may change without prior notice. Images and drawings are representative only. Accessories not included unless stated.

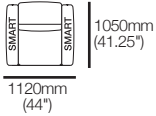
Reo | Reo Classic Recliner

Reo: Headrest : Gas Strut Operation

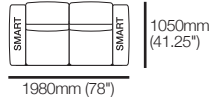
Arm Options : Standard or SMART Pocket : SMART Pocket compatible with SMART Accessories : Brackets | Lights | Tables | Charge Tables (wireless device charging)

Configurations shown with SMART Option

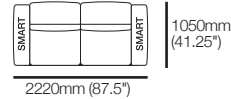
Reo Armchair / or Reo Armchair SMART



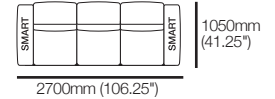
Reo 2-Seater / or Reo 2-Seater SMART



Reo 2.5-Seater / or Reo 2.5-Seater SMART



Reo 3-Seater / or Reo 3-Seater SMART

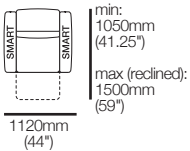


Reo Classic Recliner: Headrest & Footrest : TouchGlide Technology

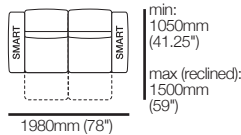
Arm Options : Standard or SMART Pocket : SMART Pocket compatible with SMART Accessories : Brackets | Lights | Tables | Charge Tables (wireless device charging)

Configurations shown with SMART Option

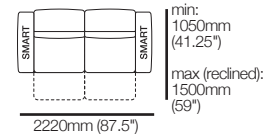
Reo Classic Armchair R / or Reo Classic Armchair R SMART



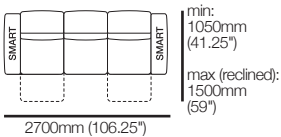
Reo Classic 2-Seater Recliner 1980mm W | 2 Reclining Seats / or Reo Classic 2-Seater Recliner with SMART Pockets 1980mm W | 2 Reclining Seats



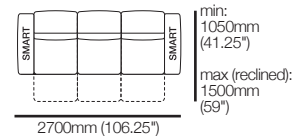
Reo Classic 2.5-Seater Recliner Sofa 2220mm W | 2 Reclining Seats / or Reo Classic 2.5-Seater Recliner Sofa with SMART Pockets 2200mm W | 2 Reclining Seats



Reo Classic 3-Seater Recliner and Fixed Sofa 2700mm W | 2 Reclining Seats / or Reo Classic 3-Seater Recliner and Fixed Sofa with SMART Pockets 2700mm W | 2 Reclining Seats



Reo Classic 3-Seater Recliner Sofa 2700mm W | 3 Reclining Seats / or Reo Classic 3-Seater Recliner Sofa with SMART Pockets 2700mm W | 3 Reclining Seats



Effective June 2026. Reo Classic Recliners use TouchGlide® Technology. The weight limit for the recliner mechanism is 120kg (264.5lb). The weight limit for the footrest is 15kg (33lb). Reo Classic Recliners include support legs (excluding Reo Classic Armchair Recliners). Leather detail indicative. **IMPORTANT: SAFE USE INSTRUCTIONS:** Always fully retract the footrest before sitting down or getting up. Do not enter or exit the seat while reclined or by sliding over an open footrest. Only operate the reclining function while seated. Do not sit, stand or apply excessive pressure to an open footrest. Failure to follow these instructions may result in damage to the mechanism or cause the sofa to tip forward. The recliner includes a built-in safety tipping point designed to protect the mechanism under excessive load. Damage caused by improper use is not covered under warranty. King Living has a policy of continuous improvement; product specifications may change without prior notice. Images and drawings are representative only. Accessories not included unless stated.

Reo | Reo Classic Recliner

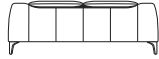
Stitching Detail : Reo

Rear : Headrest Down

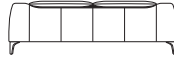
Reo Armchair



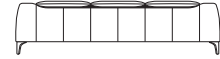
Reo 2-Seater



Reo 2.5-Seater



Reo 3-Seater



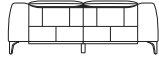
Stitching Detail : Reo Classic Recliner

Rear : Headrest Down

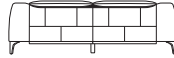
Reo Classic Armchair R



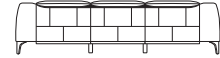
Reo Classic 2-Seater Recliner



Reo Classic 2.5-Seater Recliner



Reo Classic 3-Seater Recliner



Effective June 2026. Reo Classic Recliners use TouchGlide® Technology. The weight limit for the recliner mechanism is 120kg (264.5lb). The weight limit for the footrest is 15kg (33lb). Reo Classic Recliners include support legs (excluding Reo Classic Armchair Recliners). Leather detail indicative. **IMPORTANT: SAFE USE INSTRUCTIONS:** Always fully retract the footrest before sitting down or getting up. Do not enter or exit the seat while reclined or by sliding over an open footrest. Only operate the reclining function while seated. Do not sit, stand or apply excessive pressure to an open footrest. Failure to follow these instructions may result in damage to the mechanism or cause the sofa to tip forward. The recliner includes a built-in safety tipping point designed to protect the mechanism under excessive load. Damage caused by improper use is not covered under warranty. King Living has a policy of continuous improvement; product specifications may change without prior notice. Images and drawings are representative only. Accessories not included unless stated.

