

# Fleur

## Assembly and User Instructions



Two people are required for safe assembly.

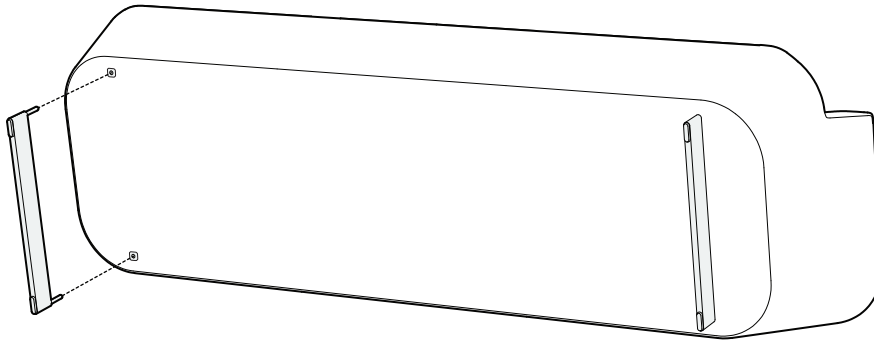
### Opening Boxes

DO NOT use a knife to open the King Living boxes as you may damage your furniture.

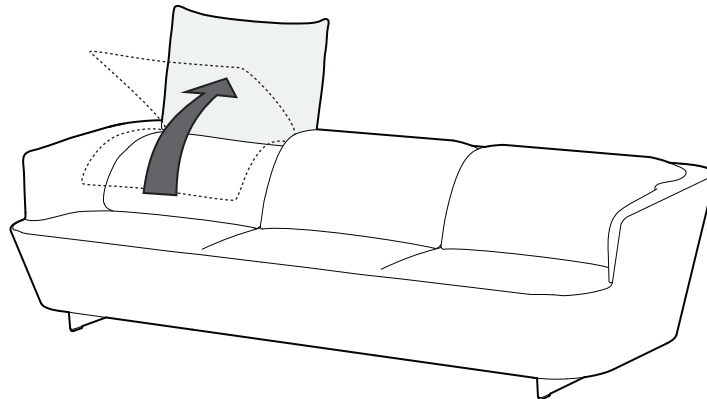
Peel off the tape, then lift & separate the cardboard flaps to open.

Assemble your furniture by following the steps below.

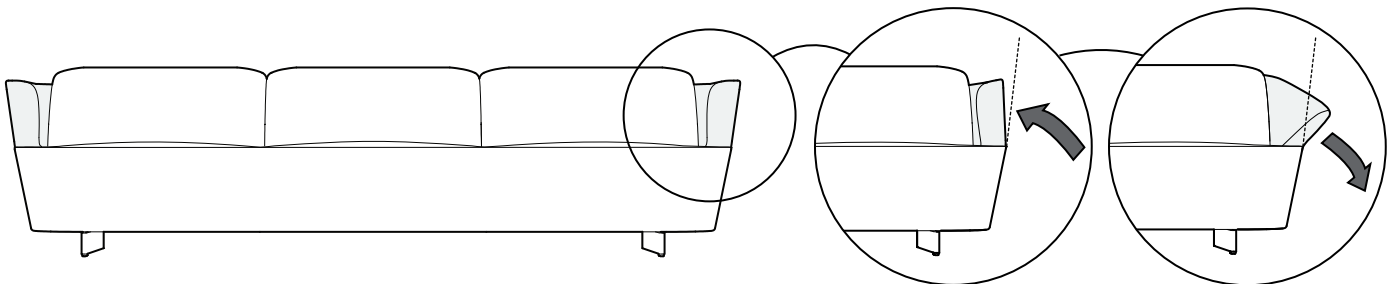
1



2



3



#### KING LIVING CUSTOMER CARE:

**AUSTRALIA:**  
T 1300 135 464  
E [service@kingliving.com.au](mailto:service@kingliving.com.au)  
W [kingliving.com.au](http://kingliving.com.au)

**NEW ZEALAND:**  
T 0800 546 422  
E [service@kingliving.co.nz](mailto:service@kingliving.co.nz)  
W [kingliving.co.nz](http://kingliving.co.nz)

**SINGAPORE:**  
T +65 6805 4198  
E [aftersales@kingliving.com.sg](mailto:aftersales@kingliving.com.sg)  
W [kingliving.com.sg](http://kingliving.com.sg)

**MALAYSIA:**  
T +603 7732 0272  
E [aftersales@kingliving.my](mailto:aftersales@kingliving.my)  
W [kingliving.my](http://kingliving.my)

**CANADA:**  
T +1 236 521 6666  
E [granvillecs@kingliving.ca](mailto:granvillecs@kingliving.ca)  
W [kingliving.ca](http://kingliving.ca)

**SHANGHAI:**  
T +86 21 58821888  
E [shanghai@kingliving.com](mailto:shanghai@kingliving.com)  
W [kinglivingaustralia.com.cn](http://kinglivingaustralia.com.cn)