

Reo Recliner

KING[®]
L I V I N G

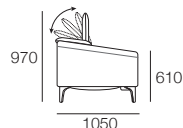


kingliving.com

Reo Recliner

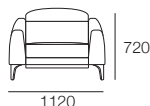
Multiple Settings

Headrest
15 levels of comfort



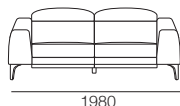
Armchair R Armchair R SMART

Headrest Down



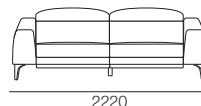
2STR RR 2STR RR SMART

Headrest Down



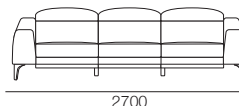
2.5STR RR 2.5STR RR SMART

Headrest Down



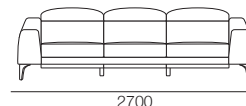
3STR RFR 3STR RFR SMART

Headrest Down



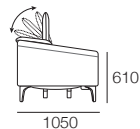
3STR RRR 3STR RRR SMART

Headrest Down

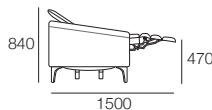


Leather Stitching Detail: Side View

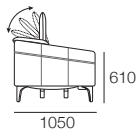
Fabric



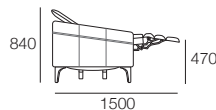
Fabric
Reclined / Headrest Up



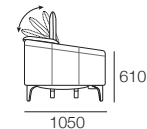
SMART Pockets™



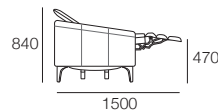
SMART Pockets™
Reclined / Headrest Up



Leather



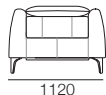
Leather
Reclined / Headrest Up



Leather Stitching Detail: Back View

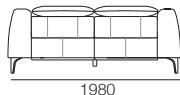
Armchair R Armchair R SMART

Headrest Down



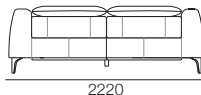
2STR RR 2STR RR SMART

Headrest Down



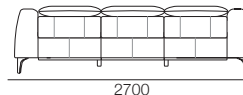
2.5STR RR 2.5STR RR SMART

Headrest Down



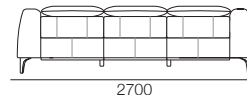
3STR RFR 3STR RFR SMART

Headrest Down



3STR RRR 3STR RRR SMART

Headrest Down



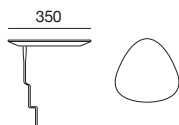
Effective September 2017, Reo Recliners use TouchGlide® Technology. The weight limit for the recliner mechanism used in Reo Recliner is 120kg. The weight limit for Reo Recliner footrest is 15kg. All Reo Recliners use Leg 185. Reo Recliners have support legs (except Reo Armchair). Legs and Sofalight available in any King Living timber finish. Table Tops available in any King Living timber finish or carrara marble. As King Living has a policy of continuous improvement, changes to products and specifications may be made without prior notice. Images and drawings are representative of design only. Any additional components and/or accessories shown are not included.

IMPORTANT: ALWAYS FULLY RETRACT THE FOOTREST BEFORE SITTING IN OR GETTING OUT OF THE RECLINER. To avoid damage to your recliner, the reclining function should only be operated when you are seated in the recliner. Any open footrests, which have a 15kg weight limit, must be closed before getting out of or into the seat. Sliding forward over the footrest to get out of the seat or getting into a fully reclined seat may cause damage to the mechanism of the recliner and can result in the sofa tipping forward in extreme cases. This built-in tipping point was specifically designed to preserve the integrity of the mechanism if too much pressure is placed on it and to avoid permanent damage. Damage caused by improper use of Recliners will not be covered under Warranty.

Accessories & Components

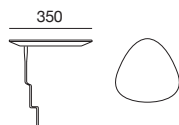
PocketAccessory Table CRES

Side View / Top View



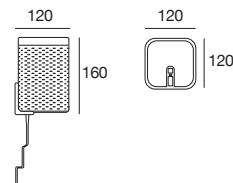
PocketAccessory Charge Table CRES

Side View / Top View



PocketAccessory Sonos Play 1 SPEAKER Bracket

Side View / Top View



PocketAccessory SofaLight 1214

Side View



Component: Legs*

Leg 185 / Support Leg



Effective September 2017. Reo Recliners use Leg 185. Reo Recliners have support legs (except Reo Armchair). Legs and SofaLight available in any King Living timber finish. Table Tops available in any King Living timber finish or carrara marble. As King Living has a policy of continuous improvement, changes to products and specifications may be made without prior notice. Images and drawings are representative of design only. Any additional components and/or accessories shown are not included.

IMPORTANT: ALWAYS FULLY RETRACT THE FOOTREST BEFORE SITTING IN OR GETTING OUT OF THE RECLINER. To avoid damage to your recliner, the reclining function should only be operated when you are seated in the recliner. Any open footrests, which have a 15kg weight limit, must be closed before getting out of or into the seat. Sliding forward over the footrest to get out of the seat or getting into a fully reclined seat may cause damage to the mechanism of the recliner and can result in the sofa tipping forward in extreme cases. This built-in tipping point was specifically designed to preserve the integrity of the mechanism if too much pressure is placed on it and to avoid permanent damage. Damage caused by improper use of Recliners will not be covered under Warranty.



Effective September 2017. Reo Recliners use TouchGlide® Technology. The weight limit for the recliner mechanism used in Reo Recliner is 120kg. The weight limit for Reo Recliner footrest is 15kg. All Reo Recliners use Leg 185. All Reo Recliners have support legs except Reo Armchair. Legs and Sofalight available in any King Living timber finish. Table Tops available in any King Living timber finish or carrara marble. As King Living has a policy of continuous improvement, changes to products and specifications may be made without prior notice. Images and drawings are representative of design only. Any additional components and/or accessories shown are not included.

IMPORTANT: ALWAYS FULLY RETRACT THE FOOTREST BEFORE SITTING IN OR GETTING OUT OF THE RECLINER. To avoid damage to your recliner, the reclining function should only be operated when you are seated in the recliner. Any open footrests, which have a 15kg weight limit, must be closed before getting out of or into the seat. Sliding forward over the footrest to get out of the seat or getting into a fully reclined seat may cause damage to the mechanism of the recliner and can result in the sofa tipping forward in extreme cases. This built-in tipping point was specifically designed to preserve the integrity of the mechanism if too much pressure is placed on it and to avoid permanent damage. Damage caused by improper use of Recliners will not be covered under Warranty.