

Reo Recliner

KING[®]
L I V I N G

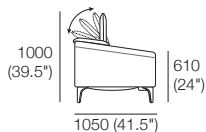


kingliving.com

Reo Recliner

Multiple Settings

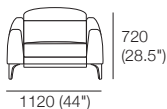
Headrest 15 Levels



Armchair R

Armchair R SMART

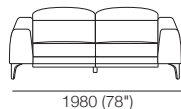
Headrest Down



2STR RR

2STR RR SMART

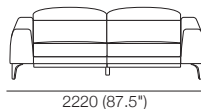
Headrest Down



2.5STR RR

2.5STR RR SMART

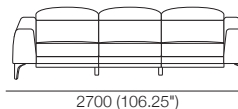
Headrest Down



3STR RFR

3STR RFR SMART

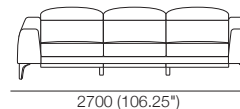
Headrest Down



3STR RRR

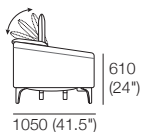
3STR RRR SMART

Headrest Down

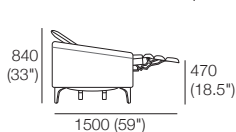


Leather Stitching Detail: Side View

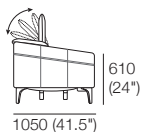
Fabric
Headrest 15 Levels



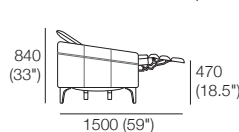
Fabric
Reclined / Headrest Up



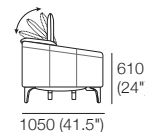
SMART Pockets™
Headrest 15 Levels



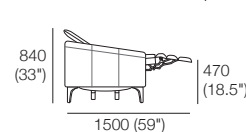
SMART Pockets™
Reclined / Headrest Up



Leather
Headrest 15 Levels



Leather
Reclined / Headrest Up

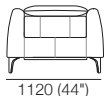


Leather Stitching Detail: Back View

Armchair R

Armchair R SMART

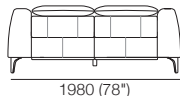
Headrest Down



2STR RR

2STR RR SMART

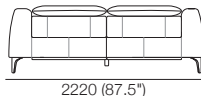
Headrest Down



2.5STR RR

2.5STR RR SMART

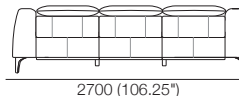
Headrest Down



3STR RFR

3STR RFR SMART

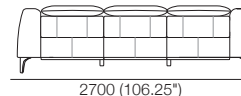
Headrest Down



3STR RRR

3STR RRR SMART

Headrest Down

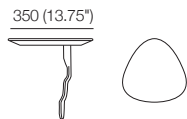


Effective August 2018, Reo Recliners use TouchGlide® Technology. The weight limit for the recliner mechanism used in Reo Recliner is 120kg (264.5lb). The weight limit for Reo Recliner footrest is 15kg (33lb). Reo Recliners use Leg 185. Reo Recliners have support legs (except Reo Armchair). Legs and Sofalight available in King Living timber finishes. Table Tops available in King Living timber finishes or Carrara Marble. As King Living has a policy of continuous improvement, changes to products and specifications may be made without prior notice. Images and drawings are representative of design only. Accessories not included.

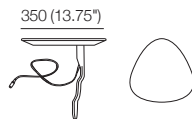
IMPORTANT: ALWAYS FULLY RETRACT THE FOOTREST BEFORE SITTING IN OR GETTING OUT OF THE RECLINER. To avoid damage to your recliner, the reclining function should only be operated when you are seated in the recliner. Any open footrests, which have a 15kg (33lb) weight limit, must be closed before getting out of or into the seat. Sliding forward over the footrest to get out of the seat or getting into a fully reclined seat may cause damage to the mechanism of the recliner and can result in the sofa tipping forward in extreme cases. This built-in tipping point was specifically designed to preserve the integrity of the mechanism if too much pressure is placed on it and to avoid permanent damage. Damage caused by improper use of Recliners will not be covered under Warranty.

Accessories & Components

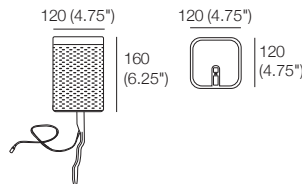
PocketAccessory
Table CRES
Side View / Top View



PocketAccessory
Charge Table CRES
Side View / Top View



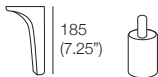
PocketAccessory
Sonos Play 1 SPEAKER Bracket
Side View / Top View



PocketAccessory
SofaLight 1214
Side View



Component: Legs*
Leg 185 / Support Leg



Effective August 2018. Reo Recliners use Leg 185. Reo Recliners have support legs (except Reo Armchair). Legs and Sofalight available in King Living timber finishes. Table Tops available in King Living timber finishes or Carrara Marble. As King Living has a policy of continuous improvement, changes to products and specifications may be made without prior notice. Images and drawings are representative of design only. Accessories not included.

IMPORTANT: ALWAYS FULLY RETRACT THE FOOTREST BEFORE SITTING IN OR GETTING OUT OF THE RECLINER. To avoid damage to your recliner, the reclining function should only be operated when you are seated in the recliner. Any open footrests, which have a 15kg (33lb) weight limit, must be closed before getting out of or into the seat. Sliding forward over the footrest to get out of the seat or getting into a fully reclined seat may cause damage to the mechanism of the recliner and can result in the sofa tipping forward in extreme cases. This built-in tipping point was specifically designed to preserve the integrity of the mechanism if too much pressure is placed on it and to avoid permanent damage. Damage caused by improper use of Recliners will not be covered under Warranty.



Effective August 2018. Reo Recliners use TouchGlide® Technology. The weight limit for the recliner mechanism used in Reo Recliner is 120kg (264.5lb). The weight limit for Reo Recliner footrest is 15kg (33lb). Reo Recliners use Leg 185. Reo Recliners have support legs (except Reo Armchair). Legs and Sofalight available in King Living timber finishes. Table Tops available in King Living timber finishes or Carrara Marble. As King Living has a policy of continuous improvement, changes to products and specifications may be made without prior notice. Images and drawings are representative of design only. Accessories not included.

IMPORTANT: ALWAYS FULLY RETRACT THE FOOTREST BEFORE SITTING IN OR GETTING OUT OF THE RECLINER. To avoid damage to your recliner, the reclining function should only be operated when you are seated in the recliner. Any open footrests, which have a 15kg (33lb) weight limit, must be closed before getting out of or into the seat. Sliding forward over the footrest to get out of the seat or getting into a fully reclined seat may cause damage to the mechanism of the recliner and can result in the sofa tipping forward in extreme cases. This built-in tipping point was specifically designed to preserve the integrity of the mechanism if too much pressure is placed on it and to avoid permanent damage. Damage caused by improper use of Recliners will not be covered under Warranty.