

# King Cloud III Packages

**KING**<sup>®</sup>  
L I V I N G




[kingliving.com](http://kingliving.com)

# King Cloud III Packages

## 3 STR 900RW

3x Chair 900 Module R,  
2x Arm Wide




1040  
(41")

3240 (127.5")

## 3 STR 800RW

3x Chair 800 Module R,  
2x Arm Wide

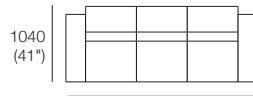


1040  
(41")

2940 (115.75")

## 3 STR 700RW

3x Chair 700 Module R,  
2x Arm Wide

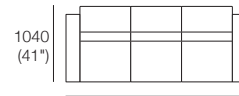


1040  
(41")

2640 (104")

## 3 STR 700RC

3x Chair 700 Module R,  
2x Arm Compact

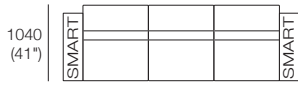


1040  
(41")

2480 (97.75")

## 3 STR 900RW SMART

3x Chair 900 Module R,  
2x Arm Wide SMART

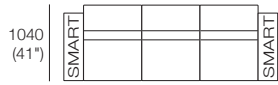


1040  
(41")

3240 (127.5")

## 3 STR 800RW SMART

3x Chair 800 Module R,  
2x Arm Wide SMART

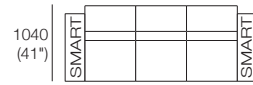


1040  
(41")

2940 (115.75")

## 3 STR 700RW SMART

3x Chair 700 Module R,  
2x Arm Wide SMART

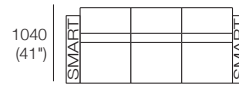


1040  
(41")

2640 (104")

## 3 STR 700RC SMART

3x Chair 700 Module R,  
2x Arm Compact SMART

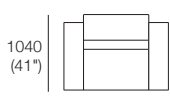


1040  
(41")

2480 (97.75")

## Armchair 900RW

1x Chair 900 Module R,  
2x Arm Wide

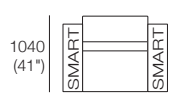


1040  
(41")

1440 (56.75")

## Armchair 900RW SMART

1x Chair 900 Module R,  
2x Arm Wide SMART

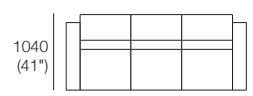


1040  
(41")

1440 (56.75")

## 3 STR 700RFR

2x Chair 700 Module R,  
1x Chair 700 Module F,  
2x Arm Compact

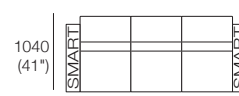


1040  
(41")

2480 (97.75")

## 3 STR 700RFR SMART

2x Chair 700 Module R,  
1x Chair 700 Module F,  
2x Arm Compact SMART



1040  
(41")

2480 (97.75")

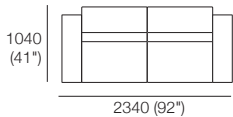
Effective January 2019. \*R Modules use TouchGlide® Technology. The weight limit for the recliner mechanism used in King Cloud III is 120kg (264.5lb). The weight limit for King Cloud III footrest is 15kg (33lb). Maximum allowable subwoofer dimensions: Height: 415 (16.5") Width: 220 (8.75") Depth: 640 (25.25"). As King Living has a policy of continuous improvement, changes to products and specifications may be made without prior notice. Images and drawings are representative of design only. Accessories not included.

**IMPORTANT: ALWAYS FULLY RETRACT THE FOOTREST BEFORE SITTING IN OR GETTING OUT OF THE RECLINER.** To avoid damage to your recliner, the reclining function should only be operated when you are seated in the recliner. Any open footrests, which have a 15kg (33lb) weight limit, must be closed before getting out of or into the seat. Sliding forward over the footrest to get out of the seat or getting into a fully reclined seat may cause damage to the mechanism of the recliner and can result in the sofa tipping forward in extreme cases. This built-in tipping point was specifically designed to preserve the integrity of the mechanism if too much pressure is placed on it and to avoid permanent damage. Damage caused by improper use of Recliners will not be covered under Warranty.

# King Cloud III Packages

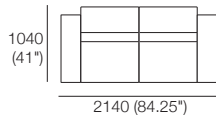
## 2.5 STR 900RW

2x Chair 900 Module R,  
2x Arm Wide



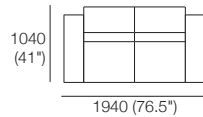
## 2 STR 800RW

2 x Chair 800 Module R,  
2x Arm Wide



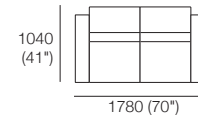
## 2 STR 700RW

2x Chair 700 Module R,  
2x Arm Wide



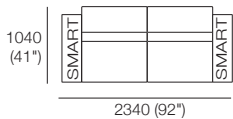
## 2 STR 700RC

2 x Chair 700 Module R,  
2x Arm Compact



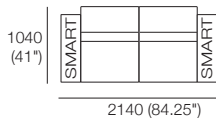
## 2.5 STR 900RW SMART

2x Chair 900 Module R,  
2x Arm Wide SMART



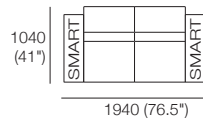
## 2 STR 800RW SMART

2 x Chair 800 Module R,  
2x Arm Wide SMART



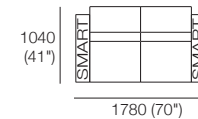
## 2 STR 700RW SMART

2x Chair 700 Module R,  
2x Arm Wide SMART



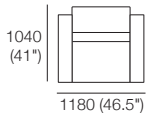
## 2 STR 700RC SMART

2 x Chair 700 Module R,  
2x Arm Compact SMART



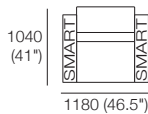
## Armchair 800RC

1x Chair 800 Module R,  
2x Arm Compact



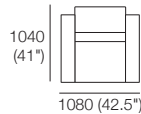
## Armchair 800RC SMART

1x Chair 800 Module R,  
2x Arm Compact SMART



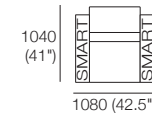
## Armchair 700RC

1x Chair 700 Module R,  
2x Arm Compact



## Armchair 700RC SMART

1x Chair 700 Module R,  
2x Arm Compact SMART



Effective January 2019. \*R Modules use TouchGlide® Technology. The weight limit for the recliner mechanism used in King Cloud III is 120kg (264.5lb). The weight limit for King Cloud III footrest is 15kg (33lb). Maximum allowable subwoofer dimensions: Height: 415 (16.5") Width: 220 (8.75") Depth: 640 (25.25"). As King Living has a policy of continuous improvement, changes to products and specifications may be made without prior notice. Images and drawings are representative of design only. Accessories not included.

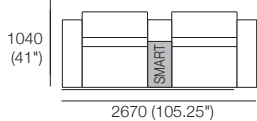
**IMPORTANT: ALWAYS FULLY RETRACT THE FOOTREST BEFORE SITTING IN OR GETTING OUT OF THE RECLINER.** To avoid damage to your recliner, the reclining function should only be operated when you are seated in the recliner. Any open footrests, which have a 15kg (33lb) weight limit, must be closed before getting out of or into the seat. Sliding forward over the footrest to get out of the seat or getting into a fully reclined seat may cause damage to the mechanism of the recliner and can result in the sofa tipping forward in extreme cases. This built-in tipping point was specifically designed to preserve the integrity of the mechanism if too much pressure is placed on it and to avoid permanent damage. Damage caused by improper use of Recliners will not be covered under Warranty.

# Media Consoles

## Configurations & Dimensions with Media & Media Wedge

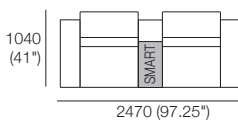
### 2.5 STR + Media

2x Chair 900 Module R, 2x Arm Wide,  
1x MC Storage XW SMART



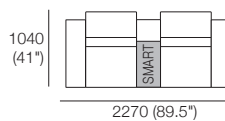
### 2 STR 800RW + Media

2x Chair 800 Module R, 2x Arm Wide,  
1x MC Storage XW SMART



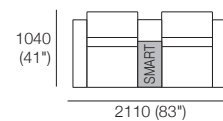
### 2 STR 700RW + Media

2x Chair 700 Module R, 2x Arm Wide,  
1x MC Storage XW SMART



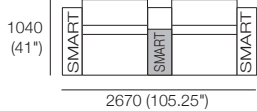
### 2 STR 700RC + Media

2x Chair 700 Module R, 2x Arm Compact,  
1x MC Storage XW SMART



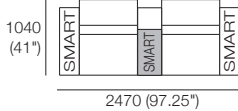
### 2.5 STR + Media SMART

2x Chair 900 Module R, 2x Arm Wide SMART,  
1x MC Storage XW SMART



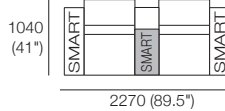
### 2 STR 800RW + Media SMART

2x Chair 800 Module R, 2x Arm Wide SMART,  
1x MC Storage XW SMART



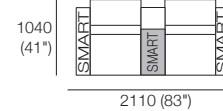
### 2 STR 700RW + Media SMART

2x Chair 700 Module R, 2x Arm Wide SMART,  
1x MC Storage XW SMART



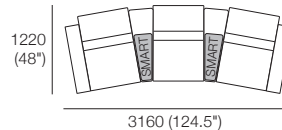
### 2 STR 700RC + Media SMART

2x Chair 700 Module R, 2x Arm Compact SMART,  
1x MC Storage XW SMART



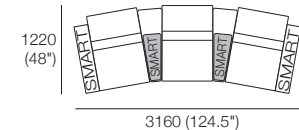
### 3 STR 700RC + Media Wedge

3x Chair 700 Module R, 2x Compact Arm,  
2x MC Wedge S Compact SMART



### 3 STR 700RC + Media Wedge SMART

3x Chair 700 Module R, 2x Compact Arm Smart,  
2x MC Wedge S Compact SMART



Effective January 2019. \*R Modules use TouchGlide® Technology. The weight limit for the recliner mechanism used in King Cloud III is 120kg (264.5lb). The weight limit for King Cloud III footrest is 15kg (33lb). Maximum allowable subwoofer dimensions: Height: 415 (16.5") Width: 220 (8.75") Depth: 640 (25.25"). As King Living has a policy of continuous improvement, changes to products and specifications may be made without prior notice. Images and drawings are representative of design only. Accessories not included.

**IMPORTANT: ALWAYS FULLY RETRACT THE FOOTREST BEFORE SITTING IN OR GETTING OUT OF THE RECLINER.** To avoid damage to your recliner, the reclining function should only be operated when you are seated in the recliner. Any open footrests, which have a 15kg (33lb) weight limit, must be closed before getting out of or into the seat. Sliding forward over the footrest to get out of the seat or getting into a fully reclined seat may cause damage to the mechanism of the recliner and can result in the sofa tipping forward in extreme cases. This built-in tipping point was specifically designed to preserve the integrity of the mechanism if too much pressure is placed on it and to avoid permanent damage. Damage caused by improper use of Recliners will not be covered under Warranty.