

Serenade Storage Bed

KING[®]
L I V I N G



kingliving.com

Serenade Storage Bed

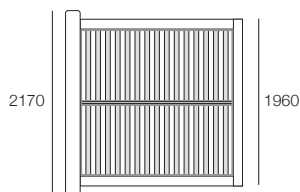
King

Bed Head and Base

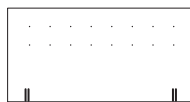
Fabric – Stitching Detail



Top View (No Mattress)



Front View



Back View – *Deluxe Option



Back View



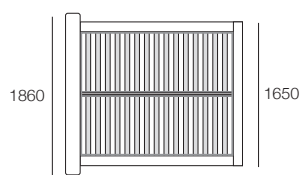
Queen

Bed Head and Base

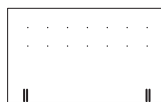
Fabric – Stitching Detail



Top View (No Mattress)



Front View



Back View – *Deluxe Option



Back View



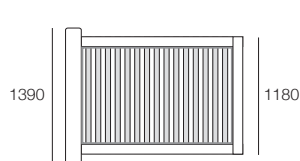
Super Single

Bed Head and Base

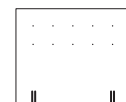
Fabric – Stitching Detail




Top View (No Mattress)



Front View



Back View – *Deluxe Option



Back View



Effective September 2017. **Some Bed Head upholstery options use Tricot (indicated above in grey). *Deluxe Option available in Fabric only. Mattress not included – price extra. As King Living has a policy of continuous improvement, changes to products and specifications may be made without prior notice. Images and drawings are representative of design only. Any additional components and/or accessories shown are not included.

Serenade Storage Bed

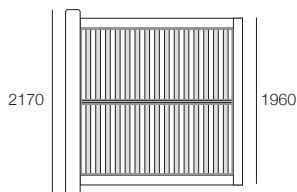
King

Bed Head and Base

Leather – Stitching Detail




Top View (No Mattress)



Front View



Back View



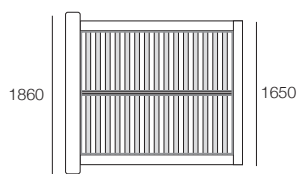
Queen

Bed Head and Base

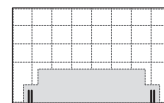
Leather – Stitching Detail



Top View (No Mattress)



Front View



Back View



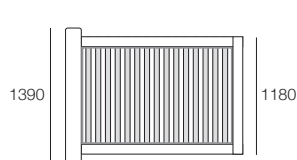
Super Single

Bed Head and Base

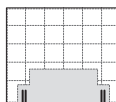
Leather – Stitching Detail



Top View (No Mattress)



Front View



Back View



Effective September 2017. **Some Bed Head upholstery options use Tricot (indicated above in grey). Mattress not included – price extra. As King Living has a policy of continuous improvement, changes to products and specifications may be made without prior notice. Images and drawings are representative of design only. Any additional components and/or accessories shown are not included.

Serenade Storage Bed

Design Features



Storage

Timber veneer base encloses a generous storage compartment.



Storage Access

Engineered Steel Frame opens easily to access storage.



Bed-making

Engineered Steel Frame lifts further into the bed-making position.

Mattress Weight Limits:

If you're using an existing mattress, or one from another manufacturer/supplier, with your King Living Storage Bed, please adhere to the following mattress weight capacities:

	Maximum Mattress Weight	Sleep+ 6000 Mattress	Sleep+ 8000 Mattress	Sleep+ 9008 Mattress
Gas Lift	65kg	King / Queen	King / Queen	
Gas Lift Plus	80kg			King / Queen