

**K I N G**

**KING**

Nimbus V

DT2021170-V3

[kingliving.com](http://kingliving.com)

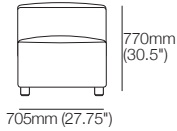
# Nimbus V

## General Components

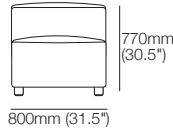
### Recliner Modules

Front View shown without Arms

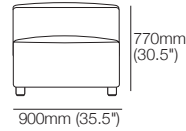
#### 700R Module



#### 800R Module



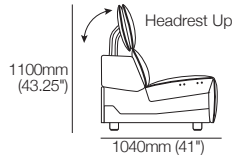
#### 900R Module



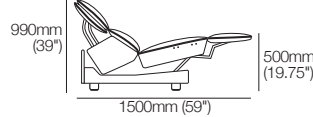
### Modules 700R | 800R | 900R

Side View shown without Arms

#### Chair (Closed Position)



#### Reclined (Open Position)

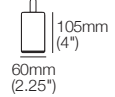


### Legs

Leg (Standard)

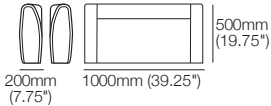


Leg-High

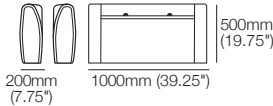


### Arms Compact LH & RH

Front | Side View  
Leather Detail

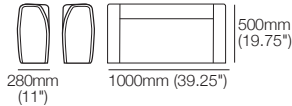


**Arm Compact SMART LH & RH**  
for SMART Accessories: Lights | Tables  
Front | Side View  
Leather Detail | SMART Locations

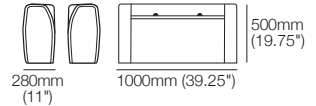


### Arm Wide LH & RH

Front | Side View  
Leather Detail



**Arm Wide SMART LH & RH**  
for SMART Accessories: Lights | Tables  
Front | Side View  
Leather Detail | SMART Locations



Information Published February 2026. Nimbus V uses TouchGlide® Technology. The weight limit for the recliner mechanism is 130kg (286.5lb). The weight limit for the footrest is 15kg (33lb). Maximum allowable subwoofer dimensions: Height 415mm (16.5"), Width 220mm (8.75"), Depth 640mm (25.25"). **IMPORTANT: SAFE USE INSTRUCTIONS:** Always fully retract the footrest before sitting down or getting up. Do not enter or exit the seat while reclined or by sliding over an open footrest. Only operate the reclining function while seated. Do not sit, stand or apply excessive pressure to an open footrest. Failure to follow these instructions may result in damage to the mechanism or cause the sofa to tip forward. The recliner includes a built-in safety tipping point designed to protect the mechanism under excessive load. Damage caused by improper use is not covered under warranty. King Living has a policy of continuous improvement; product specifications may change without prior notice. Images and drawings are representative only. Accessories not included unless stated.

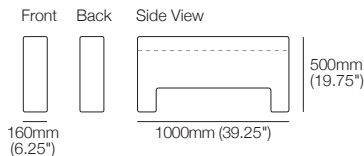
# Nimbus V

## Media Components

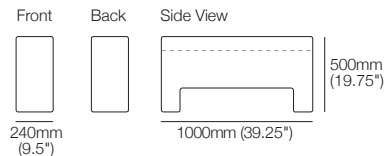
### Media Consoles

For in between modules

#### Media Console Compact



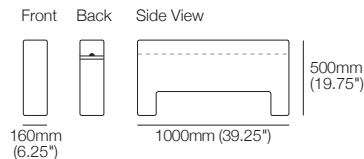
#### Media Console Wide



#### Media Console Compact SMART

SMART Pockets (rear)

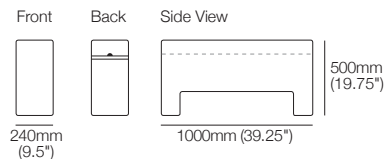
For SMART Accessories: Lights | Tables



#### Media Console Wide SMART

SMART Pockets (rear)

For SMART Accessories: Lights | Tables

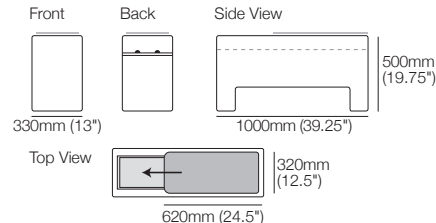


#### Media Console Storage XW SMART (Extra Wide)

SMART Pocket (rear) for SMART Accessories:

Brackets | Lights | Tables | Wireless Device Charging

Storage: **W** 220mm (8.75") x **L** 832mm (32.75") x **H** 440mm (17.25")

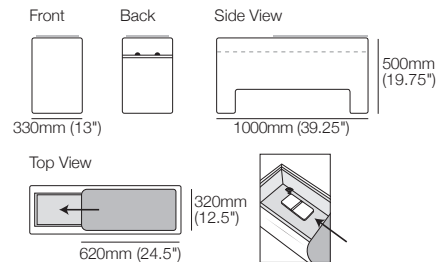


#### Media Console Storage XW SMART Charge (Extra Wide)

SMART Pocket (rear) for SMART Accessories:

Brackets | Lights | Tables | Wireless Device Charging

Storage: **W** 220mm (8.75") x **L** 832mm (32.75") x **H** 440mm (17.25")



Information Published February 2026. Nimbus V uses TouchGlide® Technology. The weight limit for the recliner mechanism is 130kg (286.5lb). The weight limit for the footrest is 15kg (33lb). Maximum allowable subwoofer dimensions: Height 415mm (16.5"), Width 220mm (8.75"), Depth 640mm (25.25"). **IMPORTANT: SAFE USE INSTRUCTIONS:** Always fully retract the footrest before sitting down or getting up. Do not enter or exit the seat while reclined or by sliding over an open footrest. Only operate the reclining function while seated. Do not sit, stand or apply excessive pressure to an open footrest. Failure to follow these instructions may result in damage to the mechanism or cause the sofa to tip forward. The recliner includes a built-in safety tipping point designed to protect the mechanism under excessive load. Damage caused by improper use is not covered under warranty. King Living has a policy of continuous improvement; product specifications may change without prior notice. Images and drawings are representative only. Accessories not included unless stated.

# Nimbus V

## Media Components | Accessories

### Media Consoles: Wedge

For in between modules

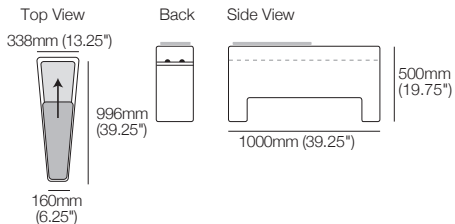
#### Media Console Wedge S Compact SMART

SMART Pocket (rear) for SMART Accessories:

Brackets | Lights | Tables | Wireless Device Charging

Storage:

**W** 220mm/50mm (8.75"/2") x **L** 832mm (32.75") x **H** 440mm (17.25")



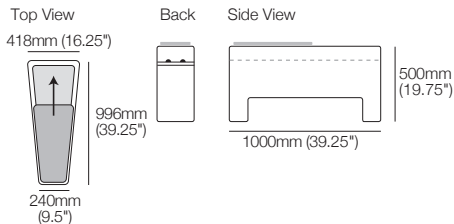
#### Media Console Wedge S Wide SMART

SMART Pocket (rear) for SMART Accessories:

Brackets | Lights | Tables | Wireless Device Charging

Storage:

**W** 300mm/130mm (11.75"/5") x **L** 832mm (32.75") x **H** 440mm (17.25")



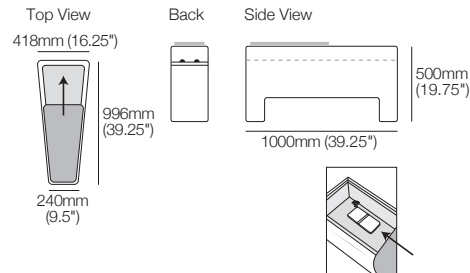
#### Media Console Wedge S Wide SMART Charge

SMART Pocket (rear) for SMART Accessories:

Brackets | Lights | Tables | Wireless Device Charging

Storage:

**W** 300mm/130mm (11.75"/5") x **L** 832mm (32.75") x **H** 440mm (17.25")



### Optional SMART Pocket Accessories

#### Table 350 Round

350mm (13.75")



#### Charge Table 350 Round

350mm (13.75")

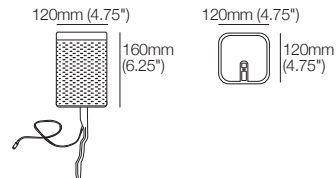


#### King Sofa Light LED



#### SONOS Bracket

Compatible with:  
SONOS Play 1; SONOS One; SONOS One SL



Information Published February 2026. Nimbus V uses TouchGlide® Technology. The weight limit for the recliner mechanism is 130kg (286.5lb). The weight limit for the footrest is 15kg (33lb). Maximum allowable subwoofer dimensions: Height 415mm (16.5"), Width 220mm (8.75"), Depth 640mm (25.25"). **IMPORTANT: SAFE USE INSTRUCTIONS:** Always fully retract the footrest before sitting down or getting up. Do not enter or exit the seat while reclined or by sliding over an open footrest. Only operate the reclining function while seated. Do not sit, stand or apply excessive pressure to an open footrest. Failure to follow these instructions may result in damage to the mechanism or cause the sofa to tip forward. The recliner includes a built-in safety tipping point designed to protect the mechanism under excessive load. Damage caused by improper use is not covered under warranty. King Living has a policy of continuous improvement; product specifications may change without prior notice. Images and drawings are representative only. Accessories not included unless stated.

K I N G



DT2021 1182-V4

[kingliving.com](http://kingliving.com)

Nimbus V Packages

# Nimbus V

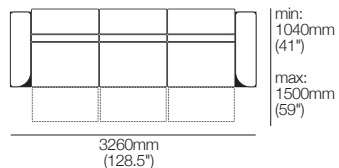
## 3 Seaters

### Dimensions | Configurations: Modules

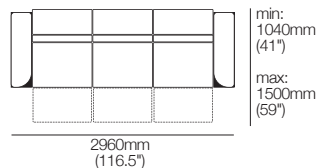
**RW** (Recliner + Wide Arms) | **RC** (Recliner + Compact Arms) | **SMART** (SMART Arms compatible with SMART Accessories: Brackets | Lights | Tables)

**XW** (Extra Wide) | Configurations | Dimensions | Drawings shown with SMART components

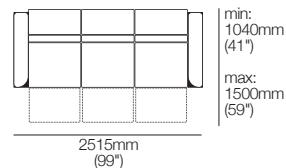
#### Nimbus 3 Seater Recliner with Extra Wide Seats and Wide Arms 3260mm W | 3 STR 900RW



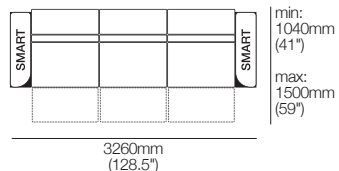
#### Nimbus 3 Seater Recliner with Wide Seats and Wide Arms 2960mm W | 3 STR 800RW



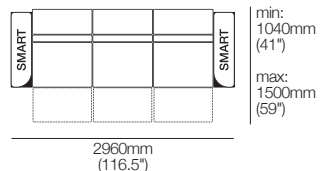
#### Nimbus 3 Seater Recliner with Compact Arms 2515mm W | 3 STR 700RC



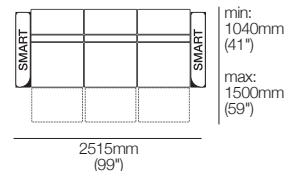
#### Nimbus 3 Seater Recliner with Extra Wide Seats and Wide SMART Pockets 3260mm W | 3 STR 900RW SMART



#### Nimbus 3 Seater Recliner with Wide Seats and SMART Arms 2960mm W | 3 STR 800RW SMART



#### Nimbus 3 Seater Recliner with Compact SMART Pockets 2515mm W | 3 STR 700RC SMART



Information Published February 2026. Nimbus V uses TouchGlide® Technology. The weight limit for the recliner mechanism is 130kg (286.5lb). The weight limit for the footrest is 15kg (33lb). Maximum allowable subwoofer dimensions: Height 415mm (16.5"), Width 220mm (8.75"), Depth 640mm (25.25"). **IMPORTANT: SAFE USE INSTRUCTIONS:** Always fully retract the footrest before sitting down or getting up. Do not enter or exit the seat while reclined or by sliding over an open footrest. Only operate the reclining function while seated. Do not sit, stand or apply excessive pressure to an open footrest. Failure to follow these instructions may result in damage to the mechanism or cause the sofa to tip forward. The recliner includes a built-in safety tipping point designed to protect the mechanism under excessive load. Damage caused by improper use is not covered under warranty. King Living has a policy of continuous improvement; product specifications may change without prior notice. Images and drawings are representative only. Accessories not included unless stated.

# Nimbus V

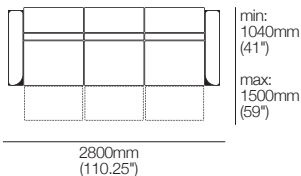
## 3-Seaters

### Dimensions | Configurations: Modules

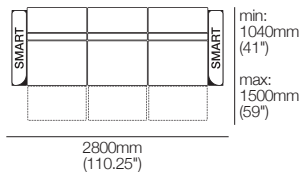
**RW** (Recliner + Wide Arms) | **RC** (Recliner + Compact Arms) | **SMART** (SMART Arms compatible with SMART Accessories: Brackets | Lights | Tables)

**XW** (Extra Wide) | Configurations | Dimensions | Drawings shown with SMART components

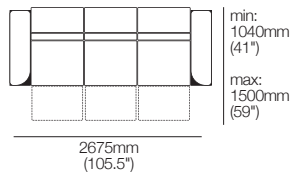
#### Nimbus 3 Seater Recliner with Wide Seat and Compact Arms 2800mm W | 3 STR 800RC



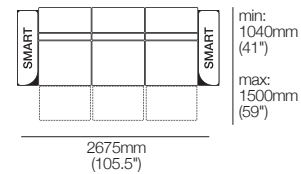
#### Nimbus 3 Seater Recliner with Wide Seat and Compact SMART Arms 2800mm W | 3 STR 800RC SMART



#### Nimbus 3 Seater Recliner with Wide Arms 2675mm W | 3 STR 700RW



#### Nimbus 3 Seater Recliner with Wide SMART Pockets 2675mm W | 3 STR 700RW SMART



Information Published February 2026. Nimbus V uses TouchGlide® Technology. The weight limit for the recliner mechanism is 130kg (286.5lb). The weight limit for the footrest is 15kg (33lb). Maximum allowable subwoofer dimensions: Height 415mm (16.5"), Width 220mm (8.75"), Depth 640mm (25.25"). **IMPORTANT: SAFE USE INSTRUCTIONS:** Always fully retract the footrest before sitting down or getting up. Do not enter or exit the seat while reclined or by sliding over an open footrest. Only operate the reclining function while seated. Do not sit, stand or apply excessive pressure to an open footrest. Failure to follow these instructions may result in damage to the mechanism or cause the sofa to tip forward. The recliner includes a built-in safety tipping point designed to protect the mechanism under excessive load. Damage caused by improper use is not covered under warranty. King Living has a policy of continuous improvement; product specifications may change without prior notice. Images and drawings are representative only. Accessories not included unless stated.

# Nimbus V

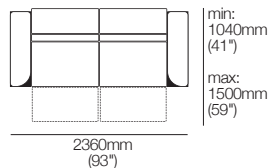
## 2.5-Seater | 2-Seaters

### Dimensions | Configurations: Modules

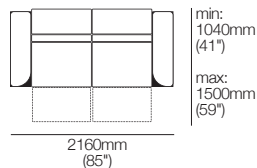
**RW** (Recliner + Wide Arms) | **RC** (Recliner + Compact Arms) | **SMART** (SMART Arms compatible with SMART Accessories: Brackets | Lights | Tables)

**XW** (Extra Wide) | Configurations | Dimensions | Drawings shown with SMART components

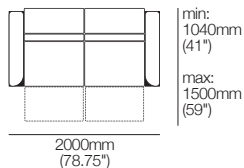
**Nimbus 2.5 Seater Recliner with Extra Wide Seat and Wide Arms**  
2360mm W | 2.5 STR 900RW



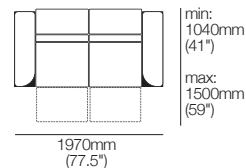
**Nimbus 2 Seater Recliner with Wide Seat and Wide Arms**  
2160mm W | 2 STR 800RW



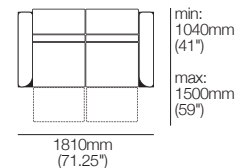
**Nimbus 2 Seater Recliner with Wide Seat and Compact Arms**  
2000mm W | 2 STR 800RC



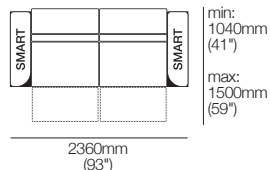
**Nimbus 2 Seater Recliner with Wide Arms 1970mm W**  
| 2 STR 700RW



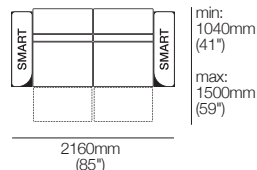
**Nimbus 2 Seater Recliner with Compact Arms 1810mm W**  
| 2 STR 700RC



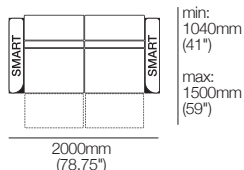
**Nimbus 2.5 Seater Recliner with Extra Wide Seats and SMART Pocket Arms 2360mm W**  
| 2.5 STR 900RW SMART



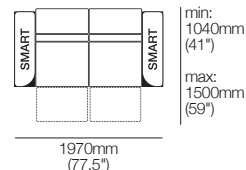
**Nimbus 2 Seater Recliner with Wide Seats and SMART Arms 2160mm W**  
| 2 STR 800RW SMART



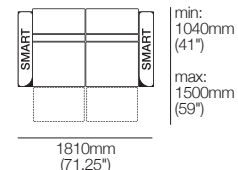
**Nimbus 2 Seater Recliner with Wide Seat and Compact SMART Arms 2000mm W**  
| 2 STR 800RC SMART



**Nimbus 2 Seater Recliner with Wide SMART Pockets 1970mm W**  
| 2 STR 700RW SMART



**Nimbus 2 Seater Recliner with Compact SMART Pockets 1810mm W**  
| 2 STR 700RC SMART



Information Published February 2026. Nimbus V uses TouchGlide® Technology. The weight limit for the recliner mechanism is 130kg (286.5lb). The weight limit for the footrest is 15kg (33lb). Maximum allowable subwoofer dimensions: Height 415mm (16.5"), Width 220mm (8.75"), Depth 640mm (25.25"). **IMPORTANT: SAFE USE INSTRUCTIONS:** Always fully retract the footrest before sitting down or getting up. Do not enter or exit the seat while reclined or by sliding over an open footrest. Only operate the reclining function while seated. Do not sit, stand or apply excessive pressure to an open footrest. Failure to follow these instructions may result in damage to the mechanism or cause the sofa to tip forward. The recliner includes a built-in safety tipping point designed to protect the mechanism under excessive load. Damage caused by improper use is not covered under warranty. King Living has a policy of continuous improvement; product specifications may change without prior notice. Images and drawings are representative only. Accessories not included unless stated.

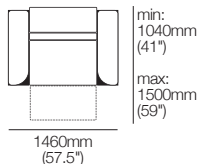
# Nimbus V

## Armchairs

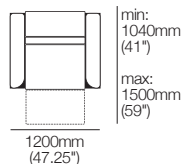
### Dimensions | Configurations: Armchairs

**RW** (Recliner + Wide Arms) | **RC** (Recliner + Compact Arms) | **SMART** (SMART Arms compatible with SMART Accessories: Brackets | Lights | Tables)

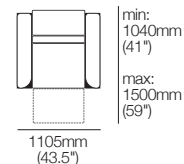
#### Nimbus Recliner Armchair with Extra Wide Seat and Wide Arms 1460mm W | Armchair 900RW



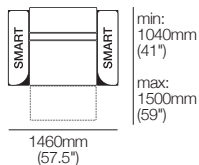
#### Nimbus Recliner Armchair with Wide Seat and Compact Arms 1200mm W | Armchair 800RC



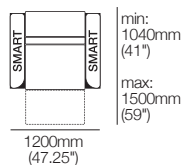
#### Nimbus Recliner Armchair with Compact Arms 1105mm W | Armchair 700RC



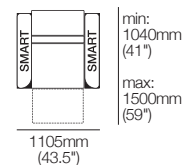
#### Nimbus Recliner Armchair with Extra Wide Seat and Wide SMART Pockets 1460mm W | Armchair 900RW SMART



#### Nimbus Armchair with Wide Seats and Compact SMART Arms 1200mm W | Armchair 800RC SMART



#### Nimbus Recliner Armchair with Compact SMART Pockets 1105mm W | Armchair 700RC SMART



Information Published February 2026. Nimbus V uses TouchGlide® Technology. The weight limit for the recliner mechanism is 130kg (286.5lb). The weight limit for the footrest is 15kg (33lb). Maximum allowable subwoofer dimensions: Height 415mm (16.5"), Width 220mm (8.75"), Depth 640mm (25.25"). **IMPORTANT: SAFE USE INSTRUCTIONS:** Always fully retract the footrest before sitting down or getting up. Do not enter or exit the seat while reclined or by sliding over an open footrest. Only operate the reclining function while seated. Do not sit, stand or apply excessive pressure to an open footrest. Failure to follow these instructions may result in damage to the mechanism or cause the sofa to tip forward. The recliner includes a built-in safety tipping point designed to protect the mechanism under excessive load. Damage caused by improper use is not covered under warranty. King Living has a policy of continuous improvement; product specifications may change without prior notice. Images and drawings are representative only. Accessories not included unless stated.

# Nimbus V

## General Dimensions: Modules + Media Consoles

**Dimensions | Configurations: Modules + Media Consoles** (MC or MC Wedge)

**RW** (Recliner + Wide Arms) | **RC** (Recliner + Compact Arms) | **SMART** (SMART Arms compatible with SMART Accessories: Brackets | Lights | Tables) | **CHARGE** (Wireless Device Charging)

**XW** (Extra Wide) | Configurations | Dimensions | Media Console shown with CHARGE option

### 2.5 Seater 900RW + Media

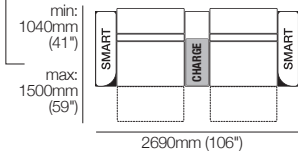
2x 900R, 2x ArmWide,  
1x MC Storage XW SMART

### 2.5STR 900RW + Media SMART

2x 900R, 2x ArmWide SMART,  
1x MC Storage XW SMART

### 2.5 Seater 900RW + Media SMART Charge

2x 900R, 2x ArmWide SMART,  
1x MC Storage XW SMART Charge



### 2 Seater 800RW + Media

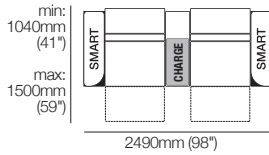
2x 800R, 2x ArmWide,  
1x MC Storage XW SMART

### 2 Seater 800RW + Media SMART

2x 800R, 2x ArmWide SMART,  
1x MC Storage XW SMART

### 2 Seater 800RW + Media SMART Charge

2x 800R, 2x ArmWide SMART,  
1x MC Storage XW SMART Charge



### 2 Seater 700RW + Media Console

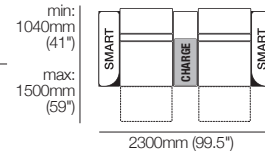
2x 700R, 2x ArmWide,  
1x MC Storage XW SMART

### 2 Seater 700RW Media SMART

2x 700R, 2x ArmWide SMART,  
1x Media Console Storage XW SMART

### 2 Seater 700RW Media SMART Charge

2x 700R, 2x ArmWide SMART,  
1x MC Storage XW SMART Charge



### 2 Seater 700RC Media

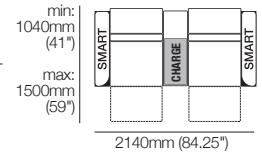
2x 700R, 2x ArmCompact,  
1x MC Storage XW SMART

### 2 Seater 700RC Media SMART

2x 700R, 2x ArmCompact SMART,  
1x Media Console Storage XW SMART

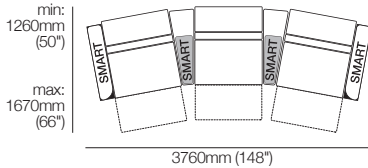
### 2 Seater 700RC Media SMART CHARGE

2x 700R, 2x ArmCompact SMART,  
1x MC Storage XW SMART Charge



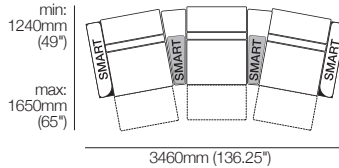
### 3 Seater 900RC + MC Wedge Storage SMART

3x 900R, 2x ArmCompact SMART,  
2x MC Wedge Storage Compact SMART



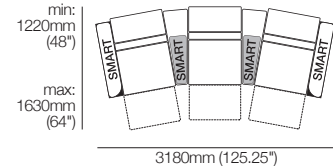
### 3 Seater 800RC + MC Wedge Storage SMART

3x 800R, 2x ArmCompact SMART,  
2x MC Wedge Storage Compact SMART



### 3 Seater 700RC + MC Wedge Storage SMART

3x 700R, 2x ArmCompact SMART,  
2x MC Wedge Storage Compact SMART



Information Published February 2026. Nimbus V uses TouchGlide® Technology. The weight limit for the recliner mechanism is 130kg (286.5lb). The weight limit for the footrest is 15kg (33lb). Maximum allowable subwoofer dimensions: Height 415mm (16.5"), Width 220mm (8.75"), Depth 640mm (25.25"). **IMPORTANT: SAFE USE INSTRUCTIONS:** Always fully retract the footrest before sitting down or getting up. Do not enter or exit the seat while reclined or by sliding over an open footrest. Only operate the reclining function while seated. Do not sit, stand or apply excessive pressure to an open footrest. Failure to follow these instructions may result in damage to the mechanism or cause the sofa to tip forward. The recliner includes a built-in safety tipping point designed to protect the mechanism under excessive load. Damage caused by improper use is not covered under warranty. King Living has a policy of continuous improvement; product specifications may change without prior notice. Images and drawings are representative only. Accessories not included unless stated.

# Nimbus V

## General Dimensions: Modules + Media Consoles

**Dimensions | Configurations: Modules + Media Consoles (MC or MC Wedge)**

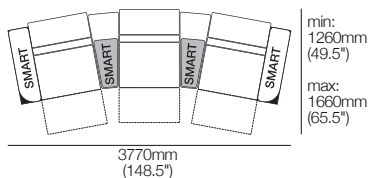
**RW** (Recliner + Wide Arms) | **RC** (Recliner + Compact Arms) | **SMART** (SMART Arms compatible with SMART Accessories: Brackets | Lights | Tables) | **CHARGE** (Wireless Device Charging)

**XW** (Extra Wide) | Configurations | Dimensions | Media Console shown with CHARGE option

### 3 Seater 800RW + Media Wedge Wide SMART

3x 800R, 2x ArmWide SMART,

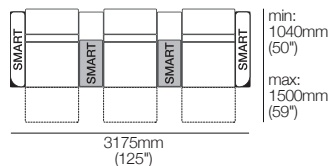
2x MC Wedge Wide SMART



### 3 Seater 700RC + Media Console Storage XW SMART

3x 700RC, 2x ArmCompact SMART,

2x MC Media Console Storage XW SMART



Information Published February 2026. Nimbus V uses TouchGlide® Technology. The weight limit for the recliner mechanism is 130kg (286.5lb). The weight limit for the footrest is 15kg (33lb). Maximum allowable subwoofer dimensions: Height 415mm (16.5"), Width 220mm (8.75"), Depth 640mm (25.25"). **IMPORTANT: SAFE USE INSTRUCTIONS:** Always fully retract the footrest before sitting down or getting up. Do not enter or exit the seat while reclined or by sliding over an open footrest. Only operate the reclining function while seated. Do not sit, stand or apply excessive pressure to an open footrest. Failure to follow these instructions may result in damage to the mechanism or cause the sofa to tip forward. The recliner includes a built-in safety tipping point designed to protect the mechanism under excessive load. Damage caused by improper use is not covered under warranty. King Living has a policy of continuous improvement; product specifications may change without prior notice. Images and drawings are representative only. Accessories not included unless stated.