

K I N G



DT2024188

kingliving.com

1978 High Back Sofa

1978 High Back Sofa

Modules are easily reconfigured to suit your lifestyle and space.

1978 High Back Module:

Module dimensions may vary depending on upholstery, leg and joiner use.

Chair

Top View



1020mm
(40.25")

Side View

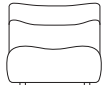


420mm
(16.5")

1020mm
(40.25")

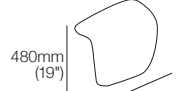
880mm
(34.75")

Front View



1020mm
(40.25")

Armrest (Optional)

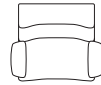


480mm
(19")

530mm
(21")

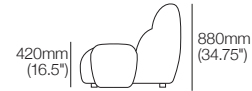
Chair with Armrests

Top View



1220mm
(48")

Side View



420mm
(16.5")

1020mm
(40.25")

880mm
(34.75")

Front View



1220mm
(48")

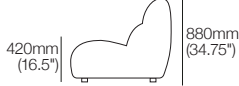
2-Seater

Top View



1620mm
(63.75")

Side View




420mm
(16.5")

1020mm
(40.25")

880mm
(34.75")

Front View



1620mm
(63.75")

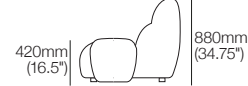
2-Seater with Armrests

Top View



1820mm
(71.75")

Side View




420mm
(16.5")

1020mm
(40.25")

880mm
(34.75")

Front View



1820mm
(71.75")

Curved Corner

Top View



1400mm
(55.25")

Side View



1400mm
(55.25")

880mm
(34.75")

Large Ottoman

Top View



860mm
(34")

950mm
(37.5")

Front View



860mm
(34")

Side View

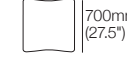


950mm
(37.5")

420mm
(16.5")

Small Ottoman

Top View



680mm
(26.75")

700mm
(27.5")

Front View



680mm
(26.75")

Side View



700mm
(27.5")

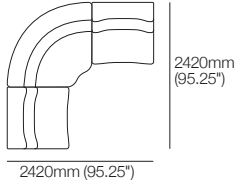
380mm
(15")

Effective November 2024. Module dimensions are indicative, some variance may occur dependent on upholstery, leg, and joiner use. Upholstery dimension guide: **Tempest:** Dimensions as above. **Leura:** -5mm (.25") per module. King Living has a policy of continuous improvement, changes to products and specifications may be made without prior notice. Images and drawings are representative of design only. Accessories not included.

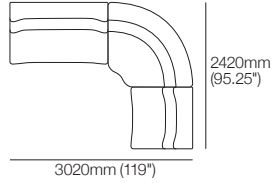
1978 High Back Sofa Packages

Modules are easily reconfigured to suit your lifestyle and space.

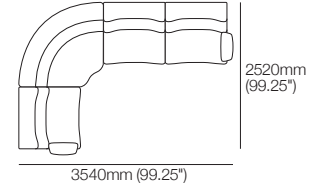
Curve Duo Chair Modular Sofa



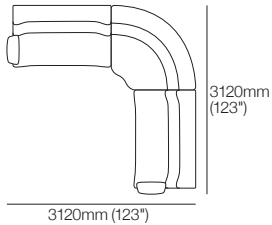
Curve Modular Sofa



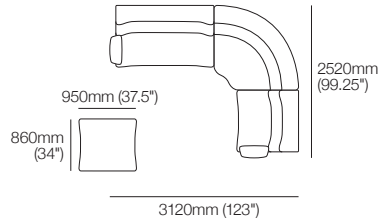
Curve Trio Chair Modular Sofa



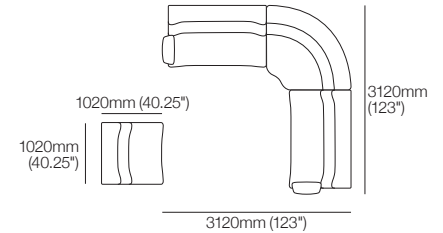
Curve Modular Sofa with Armrest



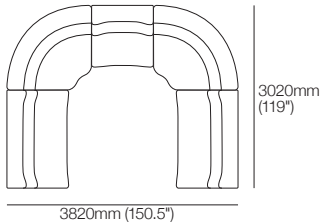
Curve Modular Sofa with Ottoman



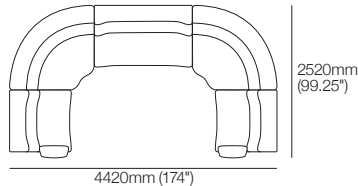
Curve Modular Sofa with Chair



Curve Modular Grand Sofa



Curve Modular Grand Sofa with Armrest



Effective November 2024. Module dimensions are indicative, some variance may occur dependent on upholstery, leg, and joiner use. Upholstery dimension guide: **Tempest:** Dimensions as above. **Leura:** -5mm (.25") per module. King Living has a policy of continuous improvement, changes to products and specifications may be made without prior notice. Images and drawings are representative of design only. Accessories not included.