

K I N G



Plateau Outdoor Sofas
Sofas | Sunlounges

DT2023114

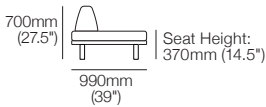
kingliving.com

Plateau Outdoor Sofas

Sofas | Sun Lounges with Shelving Options: TechTimber or Ceramic

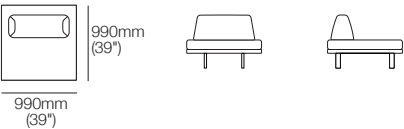
Plateau Outdoor Sofa

General Side View



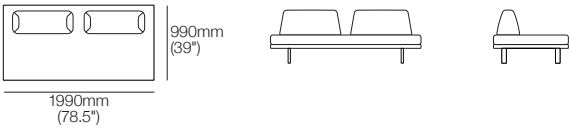
Single Seat

Top View

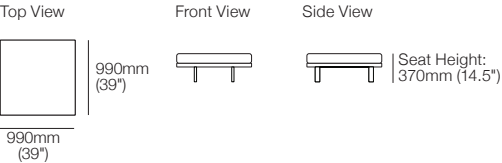


2-Seater Sofa

Top View

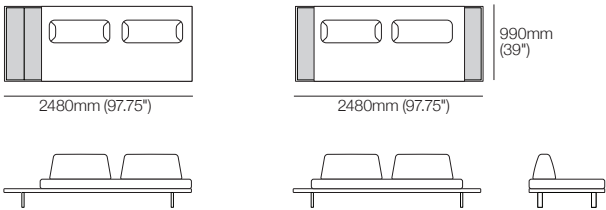


Ottoman 1000-1000



2-Seater Sofa with Shelving (TechTimber or Ceramic)

Configuration Examples:
Shelves may be paired, or split into two separate shelves



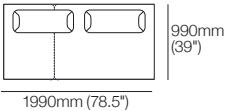
Plateau Outdoor Sofas

Sofas | Sun Lounges with Shelving Options: TechTimber or Ceramic

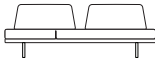
2-Seater Sun Lounge

Configurations: 2-Seater Sofa or 2-Seater Sun Lounge

Configuration (2-Seater):
Top View



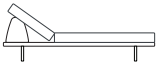
Front View



Configuration (2-Seater Sun Lounge*)
Top View



Side View



End View

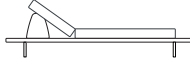
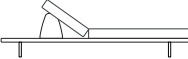
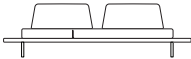
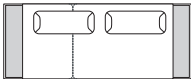
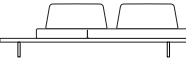
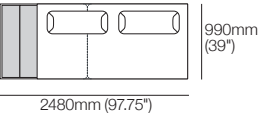


2-Seater Sun Lounge with Shelving (TechTimber or Ceramic)

Configurations: 2-Seater Sofa or 2-Seater Sun Lounge

Configurations (2-Seater Sofa):

Shelves may be paired, or split into two separate shelves



End View



990mm
(39")

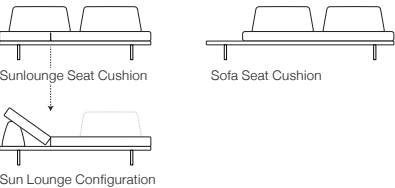
Plateau Outdoor Sofas

Sofas | Sun Lounges with Shelving Options: TechTimber or Ceramic

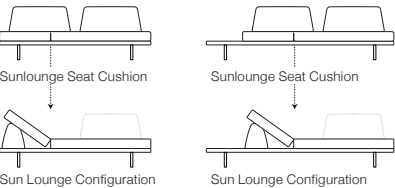
Two 2-Seater Sofas with Shelving | Package A



2-Seater Sun Lounge, and 2-Seater Sofa with Shelving | Package B



Two 2-Seater Sun Lounges | Package C



Package Configurations with Shelving: (TechTimber or Ceramic)

Configurations (Sun Lounges shown) applicable to packages: A, B, and C
Shelves: Shelves may be paired together (left or right); or split into two separate shelves (left & right)

